

Bendi Longloader

Bendi

Battery Electric Multi-Directional 4-Way Sideloading Articulated Forklift Truck

Bendi Longloader combines cutting edge articulated forklift truck design with proven Bendi expertise to handle long and awkward loads. Bendi Longloader will also stack conventional pallets in very narrow aisles.



Features

- Battery electric
- Stack pallets to either side
- 4 way – handles long loads
- Handles standard pallets in very narrow aisle
- Dual inside / outside capability

Ergonomics & Safety

- Comfortable seating position with all truck functions to hand
- Four post overhead guard
- Full hydraulic power steering

Drivetrain


- Large soft tyres
- Hydrostatic drive system
- Powerful 12kW drive motor

Electrical System

- 48 volt high capacity battery
- Battery and status monitoring display
- Provision for radio data terminals / RFID reader

Engineering

- Full tilting mast
- Lifetime warranty on articulation unit
- Award winning chassis design



Bendi Longloader

Battery Electric Multi-Directional 4-Way Sideloading Articulated Forklift Truck



Model			Bendi Sideloader
Capacity		kg	1500
Load centre		mm	500
Power source			Traction battery
Unladen mass without battery			7000

Travel speed		Laden / Unladen	kph	8 / 9
Lift speed		Laden / Unladen	m/s	3.0 / 3.5
Lower speed		Laden / Unladen	m/s	3.8 / 2.9
Tilt range		Fore / Rear	°	1 / 4

Overhead guard height	g		mm	2420
Seat height	f		mm	1250
Cab floor height	e		mm	840
Minimum ground clearance	d		mm	150
Lost load centre	a		mm	350
Overall length to face of forks	c		mm	2850
Wheelbase	b		mm	1550
Chassis width	h		mm	1350
Maximum gradient			%	15

Drive type, standard				Proportional, rear
Lift motor rating			kW	6
Power steer motor rating			kW	2
Drive motor rating			kW	6 x 2
Wheel size		Front / Rear mm		350 x 150 / 450 x 200

Battery type, standard				7EPzS630 (630 ah)
Minimum battery weight			kg	970

Mast Dimensions

Standard triple full free lift mast


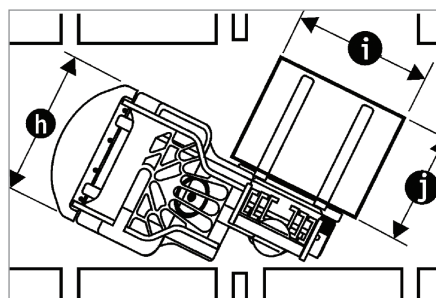
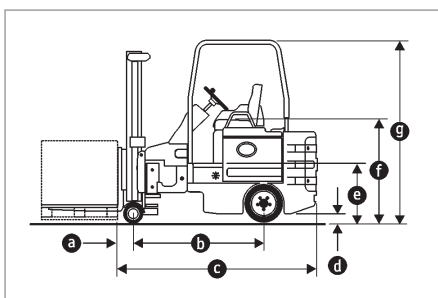
Lift Height	Free Lift	Closed Height	Extended Height	Lift Height
4775 mm	1675 mm	2582 mm	5682 mm	4775 mm
6000 mm	2133 mm	3040 mm	6957 mm	6000 mm
7200 mm	2617 mm	3524 mm	8107 mm	7200 mm
8200 mm	3083 mm	3990 mm	9107 mm	8200 mm
9000 mm	3350 mm	4257 mm	9907 mm	9000 mm

All heights are stated without load backrest, if fitted.

Aisle Dimensions

Load Depth x Width (j x i)	Minimum Clear Aisle (k)
1000 mm D x 1200 mm W	1750 mm
1200 mm D x 1000 mm W	1950 mm
1200 mm D x 800 mm W	1950 mm
Minimum clear transfer aisle	3000 mm

For LONG LOADS: minimum clear aisle = load depth (j) + 1150mm
Maximum width of load available upon application



Translift Bendi Ltd

Sales/General Enquiries: 01527 527411 Fax: 01527 510177 Email: info@bendi.co.uk

22 Padgets Lane • South Moons Moat Industrial Estate • Redditch • Worcestershire • B98 0RB

www.bendi.co.uk

Bendi

Anything else is a waste of space.